




Section 1



Front Elevation



Side Elevation




Plan View

Section 1

**dura gutter**<sup>®</sup>  
 classic forms - modern engineering



10,774,536 B2



781-862-0507  
 COPYRIGHT 2023

SCALE 3" = 1'

SQ-3